

Remarks

Claims 1, 4, and 6-10 are presently pending in the application, with claim 1 being currently amended and claims 3 and 11 being canceled without prejudice.

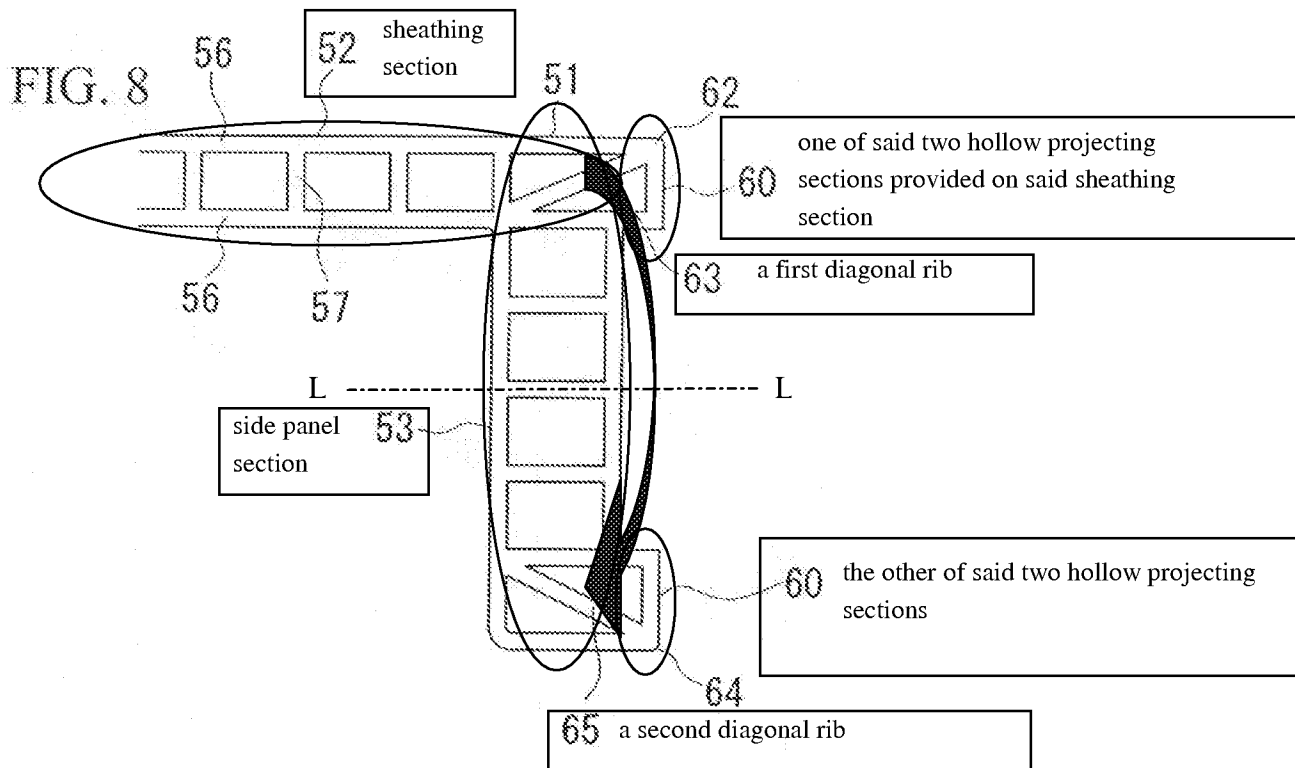
In the instance that it remains necessary, Applicants confirm Examiner's election, without traverse, of the species of Fig. 8, which possesses a diagonal rib within the hollow projecting sections. The claims that are readable thereon were previously pending claims 1, 4, and 6-10. Those claims are the subject of the present Official Action.

Claim 1, the only independent claim, is currently amended so as to more clearly define the claimed invention taking the Examiner's remarks into considerations. For example, the misspelling of axisymmetrical has been corrected. The objection to that misspelling is thus rendered moot. The additional changes to claim 1 are discussed in detail below as they pertain to the present rejections based on 35 U.S.C. §112, first and second paragraphs.

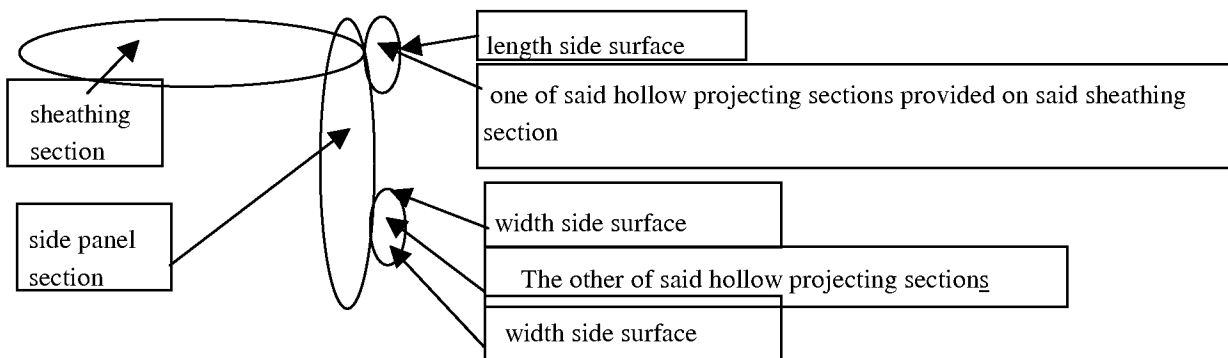
35 U.S.C. §112, first paragraph

In rejecting claim 1 under 35 U.S.C. §112, first paragraph, the Examiner asserts that the specification does not appear to have originally disclosed "a second diagonal rib...formed within the other of said two hollow projecting sections is formed axisymmetrical to said diagonal rib formed within said projecting section". Examiner alleges that the specification is, otherwise, not clear and complete as to what or how a diagonal rib is formed axisymmetrical to said diagonal rib formed within said projecting section. Applicants respectfully disagree.

In particular, support that reasonably conveys to one of ordinary skill in the art that the second diagonal rib is formed axisymmetrical to said diagonal rib formed within said projecting section can be found at least in Paragraphs [0083] and [0084], and Fig. 8 of the present application. In an effort to assist the Examiner, Applicants hereinbelow provide a marked-up version of Fig. 8, along with accompanying comments, to illustrate the support in the specification for the language presently at issue.



*Circles are added in Fig. 8 above to assist in understanding that which is being identified.



Based on the above, it is reasonably conveyed to one of ordinary skill in the art that “with a line (L-L in the above Fig. 8) as a symmetric axis which is parallel to said sheathing section and passing an intermediate point between said first diagonal rib formed within said projecting section provided on said sheathing section side and said second diagonal rib formed

within the other of said two hollow projecting sections”, “said second diagonal rib formed within the other of said two hollow projecting sections is formed axisymmetrical to said diagonal rib formed within said projecting section provided on said sheathing sections side” [underlining for emphasis], as recited in claim 1.

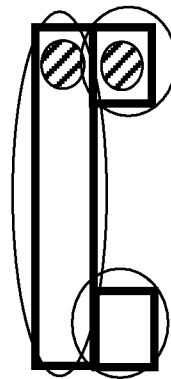
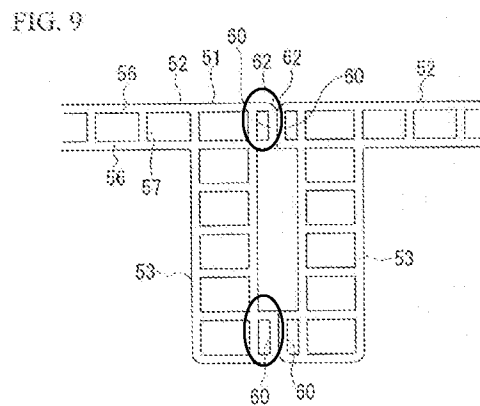
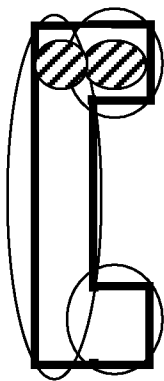
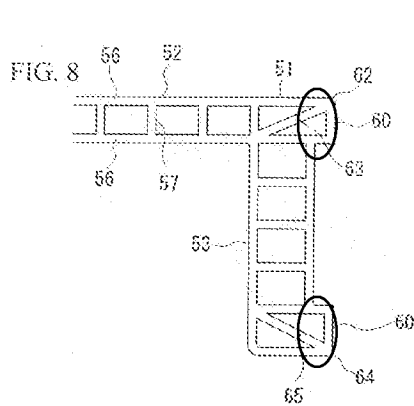
In view of the above, Applicant submits that the 112 rejections, first paragraph, of claims 1, 4, and 6-10 are overcome and must be withdrawn.

35 U.S.C. §112, second paragraph

Concerning the rejections of claims 1, 4, and 6-10 under U.S.C. §112, second paragraph, the Examiner suggests that the “one of said two hollow projecting sections” of line 14 of claim 1 should be written as “said one of said two hollow projecting sections” if it is the same as “one of said two hollow projecting sections” of lines 9-10 of Claim 1. Because “one of said two hollow projecting sections” of lines 9-10 and line 14 are the same, amendment has been made by adding “said” to “one of said two hollow projecting sections” of line 14 of Claim 1, as shown above.

Claim 1 also stands rejected because the Examiner alleges that “said sheathing section side” of lines 14-15 and that “said sheathing section which is closest to said concrete placing surface” of lines 16-17 do not have antecedent basis within the claim. Therefore, the Examiner asserts that “a sheathing section side” shall be properly introduced in Claim 1. The wording has been amended, as shown above, to more clearly refer to the (hollow) sheathing section. In view thereof, it is submitted that the corner is now more clearly defined as well.

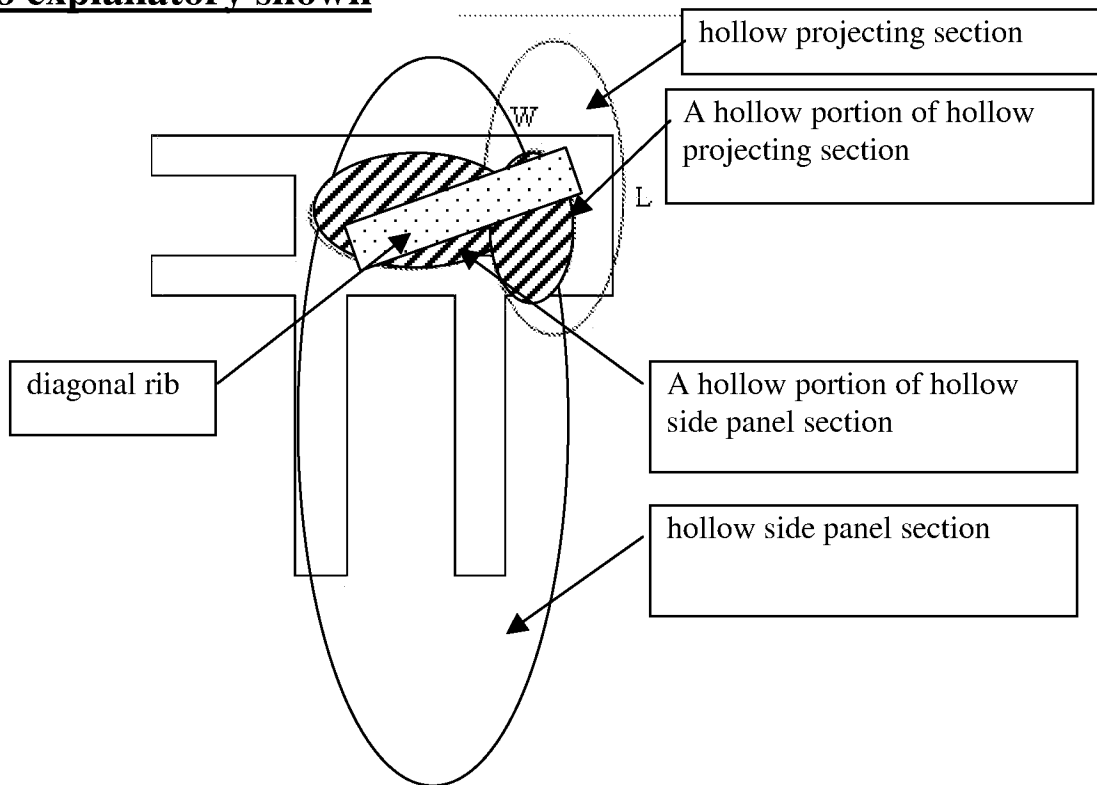
Claim 1 is further rejected because the Examiner alleges that lines 26 to 28 of Claim 1 are not, at all, clear. Applicants respectfully disagree. In an effort to assist the Examiner, Applicants hereinbelow provide illustrations of Figs. 8 and 9, along with accompanying comments, to illustrate the clarity of the language at issue. Such is submitted to definitively point out how the hollow portions of both hollow projections and the hollow side panel are connected while each of said connected hollow portions are divided by diagonal ribs, as required by claim 1.



*Hollow portions are connected in Fig. 8. *Hollow portions are **NOT** connected in FIG. 9.

In particular, in Fig. 8 above, hollow portions of both hollow projections and the hollow side panel are connected; however, in Fig. 9, hollow portions of both hollow projections and the hollow side panel are **NOT** connected because the “hollow side panel section” and the “hollow projecting section” are totally divided by walls. Furthermore, in the drawing below titled “Fig. 8 explanatory shown”, it is understood that the connected hollow portions of both hollow projections and the hollow side panel are divided by a “diagonal rib”.

FIG. 8 explanatory shown



In view of the above, Applicant submits that the 112 rejections, second paragraph, of claims 1, 4, and 6-10 are overcome and must be withdrawn.

Conclusion

As a result of the remarks given herein, Applicants submit that the rejections of the pending claims have been overcome. Therefore, Applicants respectfully submit that this case is in condition for allowance and request allowance of the pending claims.

If the Examiner believes any detailed language of the claims requires further discussion, he is respectfully asked to telephone the undersigned attorney so that the matter may be promptly resolved. Applicants also have submitted all fees believed to be necessary herewith. Should any additional fees or surcharges be deemed necessary, the Examiner has authorization to charge fees or credit any overpayment to Deposit Account No. 23-3000.

Respectfully submitted,
WOOD, HERRON & EVANS, L.L.P.

By /Randall S. Jackson, Jr./
Randall S. Jackson, Jr.
Reg. 48,248

2700 Carew Tower
Cincinnati, Ohio 45202
PHONE (513) 241-2324
FAX (513) 241-6234